

WHEN IT COMES TO OE QUALITY AND RUGGED RELIABILITY, THE POWER OF BOWER IS SECOND TO NONE.

Bower OE and after-market bearings are recognized as among the very best in the industry, with a list of quality product innovations and firsts that is long, distinguished and growing. Bower products are shipped from Bower plants located in Macomb, Illinois and Hamilton, Alabama, and enjoy a reputation for reliability and high performance in the no-nonsense world of big rigs and other hard working vehicles.

BOWER FEATURES & BENEFITS

CROWNED PRECISION ROLLERS & RACEWAYS

- Ensure low friction, even load distribution, and extended bearing life

FULL LINE OF PRODUCTS

- Bower carries a full line of bearings for Class 4-8 trucks

RELIABLE DELIVERY - WHEN YOU NEED IT

- All Bower bearings sold in the United States are locally produced

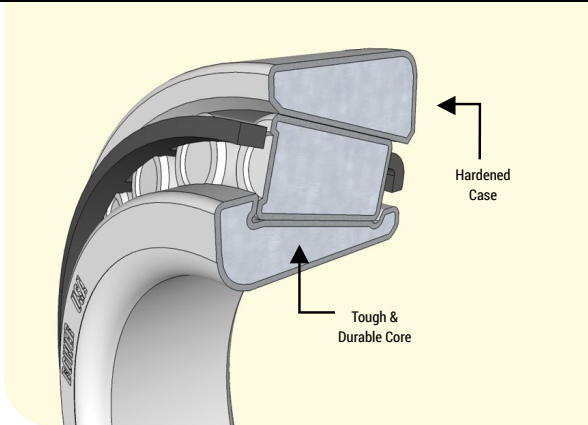
MEETS OR EXCEEDS ISO & ABMA STANDARDS

CASE CARBURIZED BEARINGS FOR LONG LIFE

All NTN BOWER bearings undergo a special heat treatment called case-carburization. This process creates a hardened steel “case” around the outside of the bearing with high wear and fatigue resistance, while leaving the “core” of the bearing tough and durable. This creates greatly increased component durability and extended bearing life just as the axle OEM intended. As a result, you increase maintenance intervals and reduce downtime.

What does that mean for you?

- Increase maintenance intervals and reduce downtime



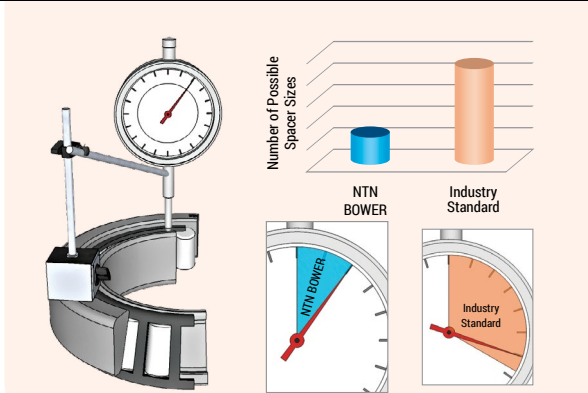
TIGHTER TOLERANCES FOR EASY PINION SPACER SELECTION

NTN BOWER pinion bearings are made to the OEM axle manufacturer specification. This includes a width tolerance (front face stand height) that is over 70% tighter than standard bearing product.

What does that mean for you?

- Quick, easy, and consistent pinion preload setting
- Use the nominal spacer more often
- Reduced pinion spacer inventory – cost savings
- Reduced pinion assembly time – cost savings

* Applies ONLY to SET427, SET428, SET429, SET430, SET431, and SET432.



THE POWER OF BOWER

- IT'S THE POWER OF A GLOBAL COMPANY WITH LOCAL MANUFACTURING.
- IT'S THE POWER OF A CENTURY OF CONTINUOUS IMPROVEMENT AND INNOVATION.
- IT'S THE POWER OF OE QUALITY.


Distributors, fleet managers and shop owners who expect premium results depend on Bower heavy duty bearings by NTN – and you can too.

Discover the POWER OF BOWER. Call 1-800-686-8670 today.
www.POWEROFBOWER.com

BOWER[®]
HEAVY DUTY BEARINGS by **NTN**

BOWER[®]
HEAVY DUTY BEARINGS by **NTN**

Taper Roller Bearing Interchange



Bower SET	Bower Cone/Cup	General Bearing Application	Timken SET	Timken - Cone/Cup	SKF SET	SKF - Cone/Cup	General/Hyatt	STEMCO SET	FM SET	Con-Met SET
SET401	580/572	R Drive Axle (outer)	SET401	580/572	SET401	BR580/BR572	580/572	SET580-72	HD206	-
SET402	582/572	R Drive Axle (outer)-Mack	SET402	582/572	SET402	BR582/BR572	582/572	SET582-72	HD211	-
SET403	594A/592A	R Drive Axle (inner)	SET403	594A/592A	SET403	594-AVP/592-AVP	594A/592A	SET594A-92A	HD203	-
SET404	598A/592A	R Drive Axle (inner)-Mack	SET404	598A/592A	SET404	598-AVP/592-AVP	598A/592A	SET598A-92	HD204	-
SET405	663/653	Trailer Axle (inner) & Rear Drive Axle/Trailer Axle (outer)	SET405	663/653	SET405	BR663/BR653	663/653	SET663-53	HD207	-
SET406	3782/3720	FF Steer Axle (outer)	SET406	3782/3720	SET406	BR3782/BR3720	3782/3720	SET3782-20	HD205	-
SET407	28682/28622	Rear Axle (inner) & Front Steer Axle (outer)	SET407	28682/28622	SET407	BR28682/BR28622	28682/28622	SET28682-22	HD213	-
SET408	39590/39520	L Drive Axle (outer)	SET408	39590/39520	SET408	BR39590/BR39520	39590/39520	SET39590-20	HD210	-
SET409	45280/45220	Front Steer Axle (outer)-Mack	SET409	45280/45220	SET409	BR45280/BR45220	45280/45220	SET45280-20	HD219	-
SET410	45284/45220	Front Steer Axle (inner)	SET410	45284/45220	SET410	BR45284/BR45220	-	SET45284-20	-	-
SET411	47686/47620	L Drive Axle (inner)	SET411	47686/47620	SET411	BR47686/BR47620	47686/47620	SET47686-20	HD209	-
SET412	HM212047/HM212011	FF Steer Axle (inner) & N Trailer Axle (outer)	SET412	HM212047/HM212011	SET412	HM212047/HM212011	HM212047/HM212011	SET047-011	HD202	-
SET413	HM212049/HM212011	FF Steer Axle (inner) & N Trailer Axle (outer)	SET413	HM212049/HM212011	SET413	HM212049/HM212011	HM212049/HM212011	SET049-011	HD200	-
SET414	HM218248/HM218210	N Trailer Axle (inner)	SET414	HM218248/HM218210	SET414	HM218248/HM218210	HM218248/HM218210	SET248-210	HD201	-
SET415	HM518445/HM518410	P Trailer Axle (inner & outer)	SET415	HM518445/HM518410	SET415	HM518445/HM518410	HM518445/HM518410	SET445-410	HD208	-
SET416	45291/45520	Trailer Axle	SET416	45291/45520	SET416	BR45291/BR45220	-	-	-	-
SET417	47890/47820	Trailer Axle	SET417	47890/47820	SET417	BR47890/BR47820	-	-	-	-
SET418	H715334/H715311	Front Steer Axle (inner)	SET418	H715334/H715311	SET418	H715334/H715311	-	-	-	-
SET419	H715343/H715311	Front Steer Axle (inner)	SET419	H715343/H715311	SET419	H715343/H715311	-	-	-	-
SET420	H715345/H715311	Front Steer Axle (inner)	SET420	H715345/H715311	SET420	H715345/H715311	-	-	-	-
SET421	HM516449A/HM516410	Rear Axle (inner)-Mack	SET421	HM516449A/HM516410	SET421	HM516449-A/HM516410	-	ASET449A-410	HD214	-
SET422	HM516449/HM516410	Rear Axle (inner)-Mack	SET422	HM516449C/HM516410	SET422	HM516449-C/HM516410	HM516449C/HM516410	-	HD212	-
SET423	6461A/6420	FL Steer Axle (inner)	SET423	6461A/6420	SET423	6461-AVP/BR6420	6461A/6420	ASET6461A-20	HD218	-
SET424	555S/552A	FL Steer Axle (outer)	SET424	555S/552A	SET424	555-SVP/552-AVP	555S/552A	ASET5555S-52A	HD217	-
SET425	567/563	Front Steer Axle/Trailer Axle (inner) & Rear Axle (outer)-Mack	SET425	567/563	SET425	BR567/BR563	567/563	ASET567-563	HD216	-
SET426	47679/47620	Rear Axle (outer)-Mack	SET426	47679/47620	SET426	BR47679/BR47620	47679/47620	SET47679-20	HD215	-
SET427*	HM212049PW6/HM212011PW1	FF Front Steer Axle (inner) & N Trailer Axle (outer)	SET427	NP899357/NP026773	SET427	RBT10433/LBT10433	HM212049 PS/HM212011 PS	ASET049-011	HD427	107500
SET428*	3782PW5/3720PW1	FF Front Steer Axle (outer)	SET428	NP874005/NP435398	SET428	RBT10429/LBT10429	3782 PS/3720 PS	ASET3782-20	HD428	107501
SET429*	594APW5/592APW1	R Drive (inner)	SET429	NP034946/NP363298	SET429	RBT10434/LBT10434	594A PS/592A PS	ASET594A-92A	HD429	107502
SET430*	580PW5/572PW1	R Drive (outer)	SET430	NP840302/NP053874	SET430	RBT10431/LBT10431	580 PS/572 PS	ASET580-72	HD430	107503
SET431*	HM218248PW6/HM218210PW1	N Trailer Axle (inner)	SET431	NP965350/NP503727	SET431	RBT10430/LBT10430	HM218248 PS/HM218210 PS	ASET248-210	HD431	107504
SET432*	HM518445PW5/HM518410PW1	P Trailer Axle (inner & outer)	SET432	NP174964/NP593561	SET432	RBT10426/LBT10426	HM518445 PS/HM518410 PS	ASET445-410	HD432	107506
SET440**	A-HM212049VW6/A-HM212011VW6	FF Steer Axle (inner) & N Trailer Axle (outer)	SET440	NP454049/NP454011	-	-	-	-	-	-
SET441**	HM218248VW4/HM218210VW4	N Trailer Axle (inner)	SET441	NP454248/NP454210	-	-	-	-	-	-
SET442**	A-580VW5/A-572VW6	R Drive (outer)	SET442	NP454580/NP454572	-	-	-	-	-	-
SET443**	594AVW5/592AVW3	R Drive (inner)	SET443	NP454594/NP454592	-	-	-	-	-	-
SET444**	A-HM518445VW4/A-HM518410VW5	P Trailer Axle (inner & outer)	SET444	NP454445/NP4544410	-	-	-	-	-	-

* Pre-Adjusted
** Wide-Base Single Tire